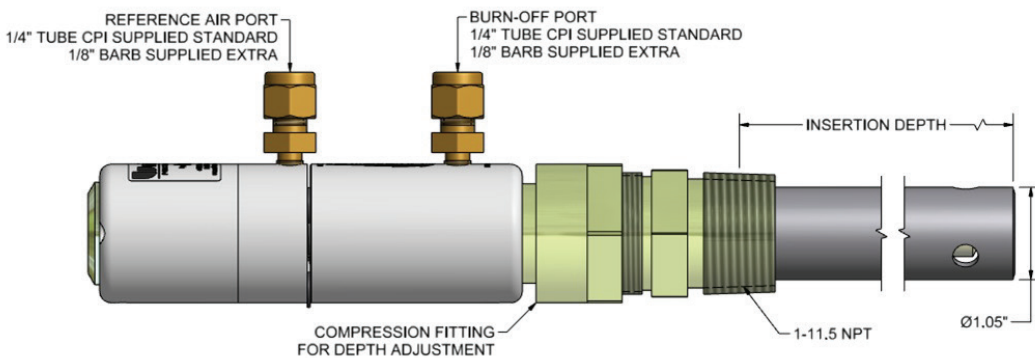

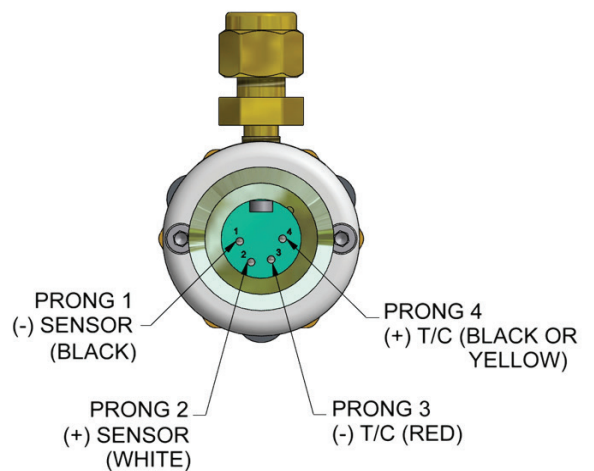


- Thermal shock resistant - installs and removes in seconds!
- Large diameter sheath does not clog with soot
- UPC TuffAlloy™ high-temperature alloy sheath
- Adjustable depth using included compression fitting
- Cost-effective yet tough design for maximum value
- Supplied with 1' (305 mm) female connector and two 1/8" (3 mm) barb fittings

**Fast Probe Changeover in 5 minutes or less**



| Part #   | T/C | INSERTION DEPTH |       |
|----------|-----|-----------------|-------|
| FC50600X | -   | 600 mm          | 23.6" |
| FC50600K | K   | 600 mm          | 23.6" |
| FC50600R | R   | 600 mm          | 23.6" |
| FC50600S | S   | 600 mm          | 23.6" |
| FC50800X | -   | 800 mm          | 31.5" |
| FC50800K | K   | 800 mm          | 31.5" |
| FC50800R | R   | 800 mm          | 31.5" |
| FC50800S | S   | 800 mm          | 31.5" |
| FC51000X | -   | 1000 mm         | 39.4" |
| FC51000X | K   | 1000 mm         | 39.4" |
| FC51000X | R   | 1000 mm         | 39.4" |
| FC51000X | S   | 1000 mm         | 39.4" |



CN +86 10 8217 6437 | FR +33 03 8148 3737 | DE +49 7161 94888 0 | PL +48 32 296 66 00 | US +1 513 772 1000